

Provider: Sample Report
Patient:
Accession #:
Collected:

Sex:
Age:
Received:

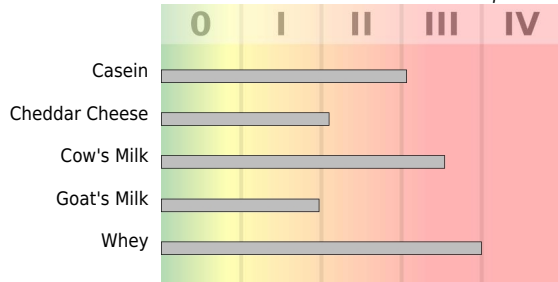
Sample Type: DBS
Date of Birth:
Completed:

IgG


CLIA #: 50D0965661
COLA accredited

Dairy

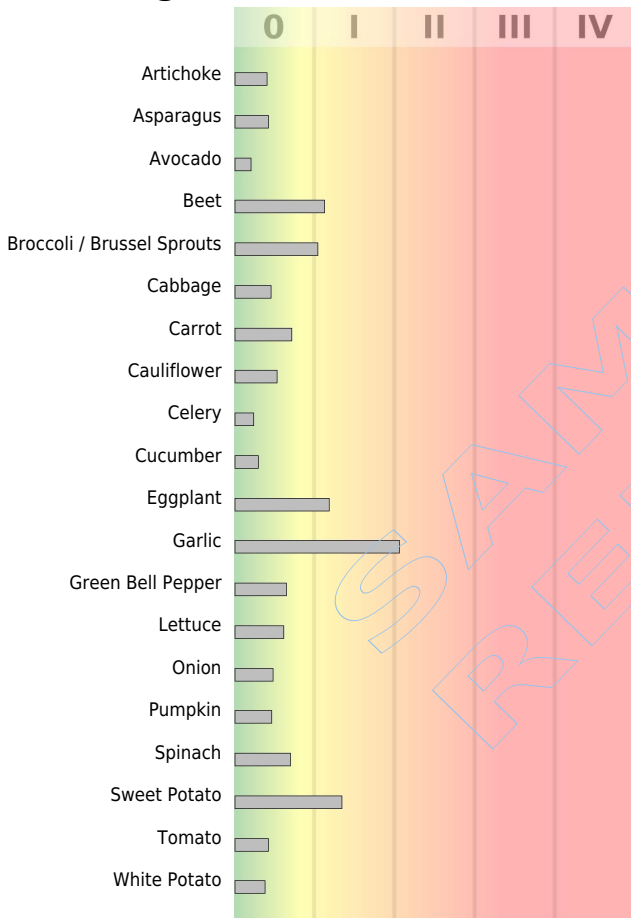
Bovine-derived unless specified



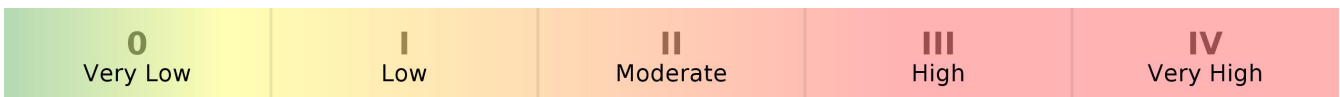
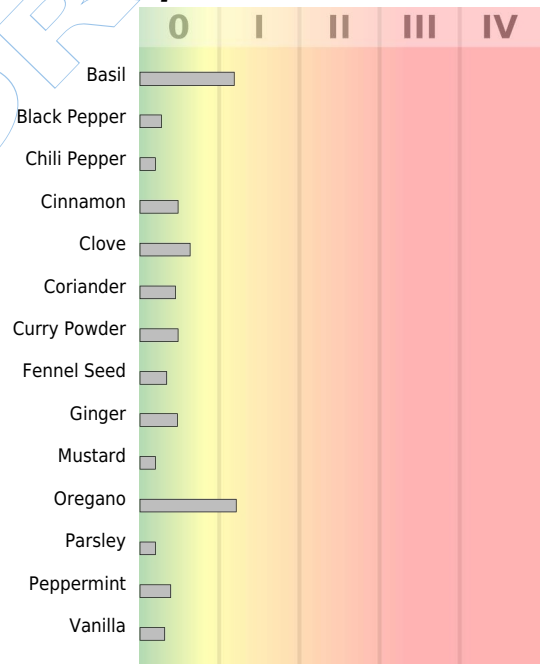
Egg/Meat/Poultry



Vegetables



Herbs/Spices



Provider: Sample Report
Patient:
Accession #:
Collected:

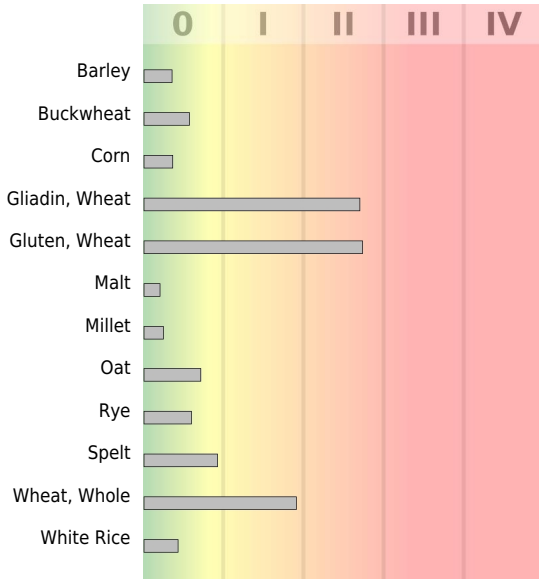
Sex:
Age:
Received:

Sample Type: DBS
Date of Birth:
Completed:

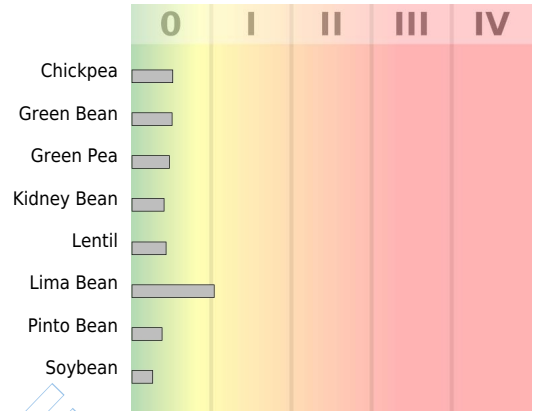
IgG

CLIA #: 50D0965661
COLA accredited

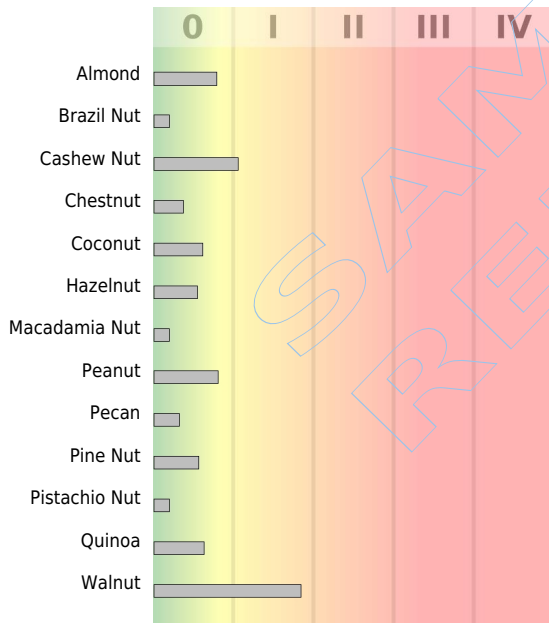
Grains



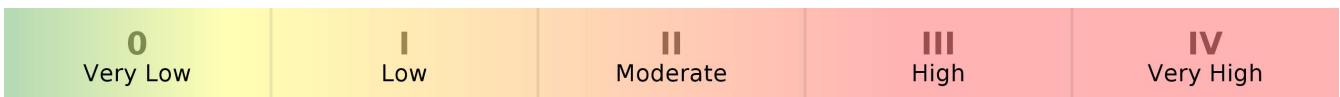
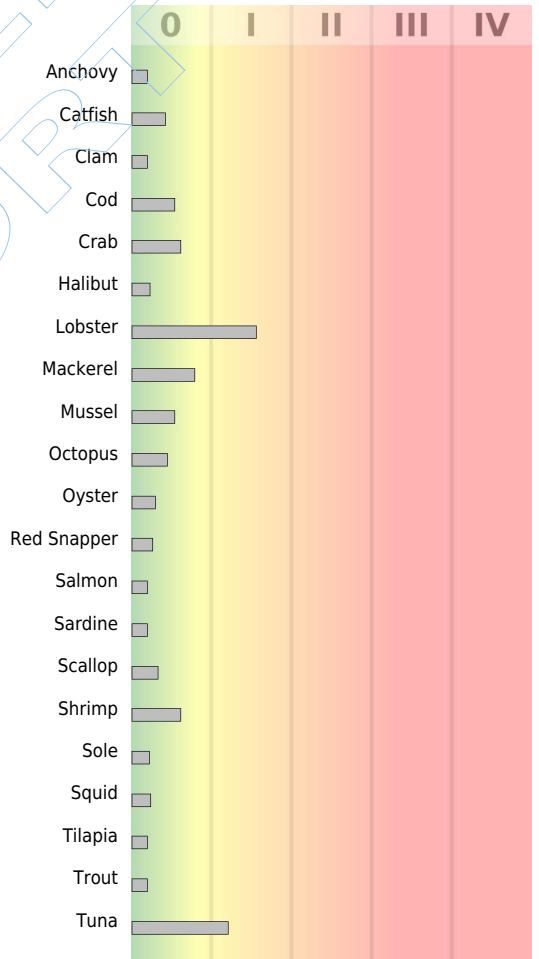
Legumes



Nuts/Seeds



Fish/Crustacea/Mollusk



Provider: Sample Report
Patient:
Accession #:
Collected:

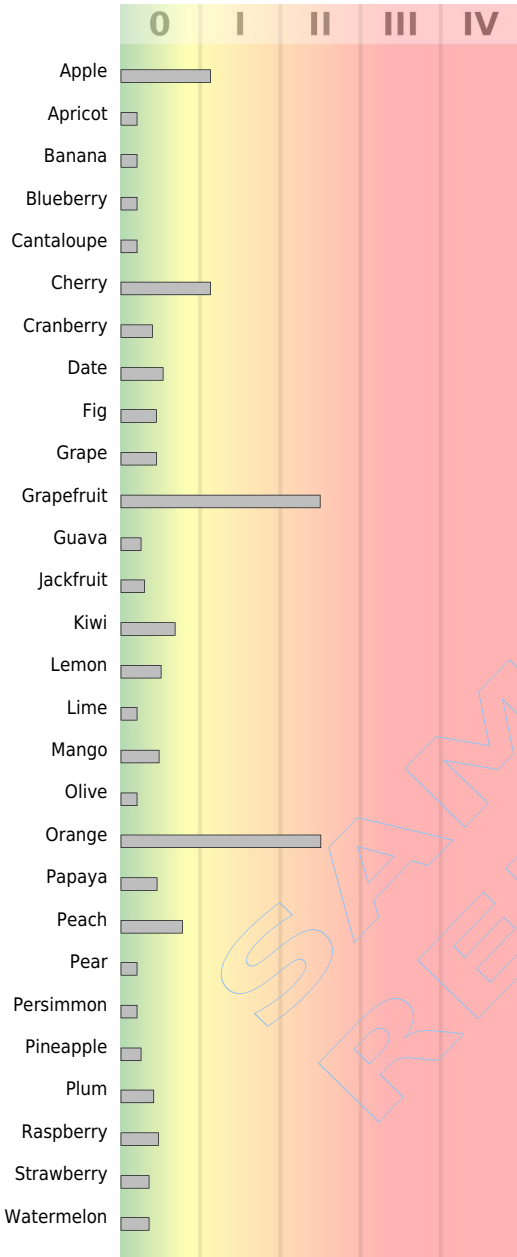
Sex:
Age:
Received:

Sample Type: DBS
Date of Birth:
Completed:

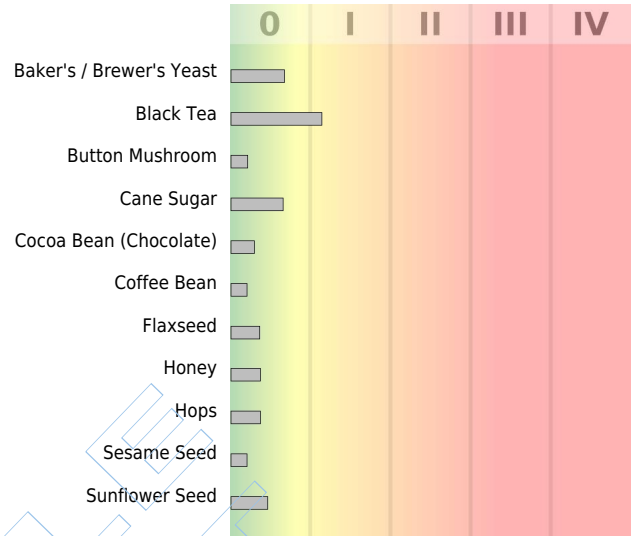
IgG

CLIA #: 50D0965661
COLA accredited

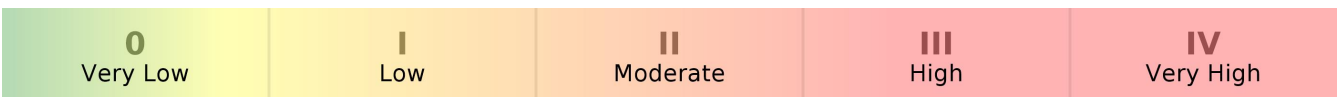
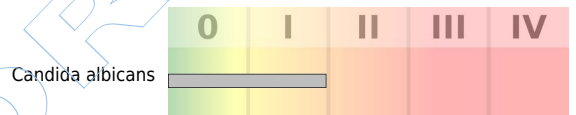
Fruits



Miscellaneous



Candida Screen



Provider: Sample Report
Patient:
Accession #:
Collected:

Sex:
Age:
Received:

Sample Type: DBS
Date of Birth:
Completed:

IgG

CLIA #: 50D0965661
 COLA accredited

Dairy

| Antigen Name | Analyte | Class | Value | Very Low Range |
|----------------|---------|-----------|------------|----------------|
| Casein | IgG | High | 8.51 mg/l | <2 mg/l |
| Cheddar Cheese | IgG | Moderate | 4.39 mg/l | <2 mg/l |
| Cow's Milk | IgG | High | 12.40 mg/l | <2 mg/l |
| Goat's Milk | IgG | Low | 3.97 mg/l | <2 mg/l |
| Whey | IgG | Very High | 16.94 mg/l | <2 mg/l |

Vegetables

| Antigen Name | Analyte | Class | Value | Very Low Range |
|----------------------------|---------|----------|-----------|----------------|
| Artichoke | IgG | Very Low | 2.60 mg/l | <6 mg/l |
| Asparagus | IgG | Very Low | 2.14 mg/l | <5 mg/l |
| Avocado | IgG | Very Low | 0.10 mg/l | <2 mg/l |
| Beet | IgG | Low | 6.25 mg/l | <2 mg/l |
| Broccoli / Brussel Sprouts | IgG | Low | 7.62 mg/l | <7.5 mg/l |
| Cabbage | IgG | Very Low | 1.60 mg/l | <2 mg/l |
| Carrot | IgG | Very Low | 1.43 mg/l | <2 mg/l |
| Cauliflower | IgG | Very Low | 1.06 mg/l | <2 mg/l |
| Celery | IgG | Very Low | 0.95 mg/l | <2 mg/l |
| Cucumber | IgG | Very Low | 0.59 mg/l | <2 mg/l |
| Eggplant | IgG | Low | 3.91 mg/l | <2 mg/l |
| Garlic | IgG | Moderate | 4.74 mg/l | <2 mg/l |
| Green Bell Pepper | IgG | Very Low | 1.28 mg/l | <2 mg/l |
| Lettuce | IgG | Very Low | 1.23 mg/l | <2 mg/l |
| Onion | IgG | Very Low | 0.97 mg/l | <2 mg/l |
| Pumpkin | IgG | Very Low | 0.94 mg/l | <2 mg/l |
| Spinach | IgG | Very Low | 1.38 mg/l | <2 mg/l |
| Sweet Potato | IgG | Low | 3.80 mg/l | <2 mg/l |
| Tomato | IgG | Very Low | 0.84 mg/l | <2 mg/l |
| White Potato | IgG | Very Low | 1.53 mg/l | <2 mg/l |

Egg/Meat/Poultry

| Antigen Name | Analyte | Class | Value | Very Low Range |
|--------------------|---------|----------|-----------|----------------|
| Beef | IgG | Very Low | 1.29 mg/l | <2 mg/l |
| Chicken | IgG | Very Low | 1.20 mg/l | <2 mg/l |
| Duck | IgG | Very Low | 0.85 mg/l | <2 mg/l |
| Egg White, Chicken | IgG | Very Low | 1.48 mg/l | <2 mg/l |
| Egg Whole, Duck | IgG | Very Low | 1.09 mg/l | <2 mg/l |
| Egg Yolk, Chicken | IgG | Low | 2.09 mg/l | <2 mg/l |
| Goose | IgG | Very Low | 1.20 mg/l | <2 mg/l |
| Lamb | IgG | Very Low | 0.74 mg/l | <2 mg/l |
| Pork | IgG | Very Low | 0.76 mg/l | <2 mg/l |
| Rabbit | IgG | Very Low | 0.00 mg/l | <2 mg/l |
| Turkey | IgG | Very Low | 0.79 mg/l | <2 mg/l |

Herbs/Spices

| Antigen Name | Analyte | Class | Value | Very Low Range |
|--------------|---------|----------|------------|----------------|
| Basil | IgG | Low | 10.69 mg/l | <8 mg/l |
| Black Pepper | IgG | Very Low | 4.09 mg/l | <15 mg/l |
| Chili Pepper | IgG | Very Low | 0.00 mg/l | <2 mg/l |
| Cinnamon | IgG | Very Low | 3.89 mg/l | <8 mg/l |
| Clove | IgG | Very Low | 15.28 mg/l | <24 mg/l |
| Coriander | IgG | Very Low | 5.42 mg/l | <12 mg/l |
| Curry Powder | IgG | Very Low | 2.43 mg/l | <5 mg/l |
| Fennel Seed | IgG | Very Low | 1.36 mg/l | <2 mg/l |
| Ginger | IgG | Very Low | 5.66 mg/l | <12 mg/l |
| Mustard | IgG | Very Low | 0.89 mg/l | <5 mg/l |
| Oregano | IgG | Low | 2.46 mg/l | <2 mg/l |
| Parsley | IgG | Very Low | 0.58 mg/l | <5 mg/l |
| Peppermint | IgG | Very Low | 5.94 mg/l | <10 mg/l |
| Vanilla | IgG | Very Low | 4.71 mg/l | <28 mg/l |

Grains

| Antigen Name | Analyte | Class | Value | Very Low Range |
|----------------|---------|----------|-----------|----------------|
| Barley | IgG | Very Low | 0.70 mg/l | <2 mg/l |
| Buckwheat | IgG | Very Low | 1.15 mg/l | <2 mg/l |
| Corn | IgG | Very Low | 1.44 mg/l | <4 mg/l |
| Gliadin, Wheat | IgG | Moderate | 6.88 mg/l | <2 mg/l |
| Gluten, Wheat | IgG | Moderate | 6.90 mg/l | <2 mg/l |
| Malt | IgG | Very Low | 0.00 mg/l | <4 mg/l |
| Millet | IgG | Very Low | 0.97 mg/l | <4 mg/l |
| Oat | IgG | Very Low | 1.42 mg/l | <2 mg/l |
| Rye | IgG | Very Low | 2.38 mg/l | <4 mg/l |
| Spelt | IgG | Very Low | 3.72 mg/l | <4 mg/l |
| Wheat, Whole | IgG | Low | 3.84 mg/l | <2 mg/l |
| White Rice | IgG | Very Low | 0.87 mg/l | <2 mg/l |

Nuts/Seeds

| Antigen Name | Analyte | Class | Value | Very Low Range |
|---------------|---------|----------|-----------|----------------|
| Almond | IgG | Very Low | 1.59 mg/l | <2 mg/l |
| Brazil Nut | IgG | Very Low | 0.00 mg/l | <2 mg/l |
| Cashew Nut | IgG | Low | 2.14 mg/l | <2 mg/l |
| Chestnut | IgG | Very Low | 1.49 mg/l | <4 mg/l |
| Coconut | IgG | Very Low | 1.23 mg/l | <2 mg/l |
| Hazelnut | IgG | Very Low | 1.11 mg/l | <2 mg/l |
| Macadamia Nut | IgG | Very Low | 0.16 mg/l | <2 mg/l |
| Peanut | IgG | Very Low | 1.64 mg/l | <2 mg/l |
| Pecan | IgG | Very Low | 0.64 mg/l | <2 mg/l |
| Pine Nut | IgG | Very Low | 1.13 mg/l | <2 mg/l |
| Pistachio Nut | IgG | Very Low | 0.40 mg/l | <2 mg/l |
| Quinoa | IgG | Very Low | 1.28 mg/l | <2 mg/l |
| Walnut | IgG | Low | 3.71 mg/l | <2 mg/l |

Legumes

| Antigen Name | Analyte | Class | Value | Very Low Range |
|--------------|---------|----------|-----------|----------------|
| Chickpea | IgG | Very Low | 1.04 mg/l | <2 mg/l |
| Green Bean | IgG | Very Low | 4.01 mg/l | <8 mg/l |
| Green Pea | IgG | Very Low | 0.95 mg/l | <2 mg/l |
| Kidney Bean | IgG | Very Low | 3.25 mg/l | <8 mg/l |
| Lentil | IgG | Very Low | 0.88 mg/l | <2 mg/l |
| Lima Bean | IgG | Low | 2.07 mg/l | <2 mg/l |
| Pinto Bean | IgG | Very Low | 1.55 mg/l | <4 mg/l |
| Soybean | IgG | Very Low | 0.52 mg/l | <2 mg/l |

Fish/Crustacea/Mollusk

| Antigen Name | Analyte | Class | Value | Very Low Range |
|--------------|---------|----------|-----------|----------------|
| Anchovy | IgG | Very Low | 0.05 mg/l | <2 mg/l |
| Catfish | IgG | Very Low | 0.86 mg/l | <2 mg/l |
| Clam | IgG | Very Low | 0.18 mg/l | <2 mg/l |
| Cod | IgG | Very Low | 1.09 mg/l | <2 mg/l |
| Crab | IgG | Very Low | 1.85 mg/l | <2 mg/l |
| Halibut | IgG | Very Low | 0.47 mg/l | <2 mg/l |
| Lobster | IgG | Low | 3.14 mg/l | <2 mg/l |
| Mackerel | IgG | Very Low | 1.60 mg/l | <2 mg/l |
| Mussel | IgG | Very Low | 1.08 mg/l | <2 mg/l |
| Octopus | IgG | Very Low | 0.91 mg/l | <2 mg/l |
| Oyster | IgG | Very Low | 4.92 mg/l | <16 mg/l |
| Red Snapper | IgG | Very Low | 0.53 mg/l | <2 mg/l |
| Salmon | IgG | Very Low | 0.34 mg/l | <2 mg/l |
| Sardine | IgG | Very Low | 0.00 mg/l | <2 mg/l |
| Scallop | IgG | Very Low | 0.66 mg/l | <2 mg/l |
| Shrimp | IgG | Very Low | 1.22 mg/l | <2 mg/l |
| Sole | IgG | Very Low | 0.45 mg/l | <2 mg/l |
| Squid | IgG | Very Low | 1.00 mg/l | <2 mg/l |

Provider: Sample Report
Patient:
Accession #:
Collected:

Sex:
Age:
Received:

Sample Type: DBS
Date of Birth:
Completed:

IgG

CLIA #: 50D0965661
COLA accredited

Fish/Crustacea/Mollusk (Continued)

| Antigen Name | Analyte | Class | Value | Very Low Range |
|--------------|---------|----------|-----------|----------------|
| Tilapia | IgG | Very Low | 0.06 mg/l | <2 mg/l |
| Trout | IgG | Very Low | 0.18 mg/l | <2 mg/l |
| Tuna | IgG | Low | 2.78 mg/l | <2 mg/l |

Fruits

| Antigen Name | Analyte | Class | Value | Very Low Range |
|--------------|---------|----------|-----------|----------------|
| Apple | IgG | Low | 2.41 mg/l | <2 mg/l |
| Apricot | IgG | Very Low | 0.00 mg/l | <2 mg/l |
| Banana | IgG | Very Low | 0.00 mg/l | <4 mg/l |
| Blueberry | IgG | Very Low | 0.92 mg/l | <8 mg/l |
| Cantaloupe | IgG | Very Low | 1.76 mg/l | <12 mg/l |
| Cherry | IgG | Low | 2.14 mg/l | <2 mg/l |
| Cranberry | IgG | Very Low | 0.78 mg/l | <2 mg/l |
| Date | IgG | Very Low | 2.67 mg/l | <5 mg/l |
| Fig | IgG | Very Low | 4.42 mg/l | <10 mg/l |
| Grape | IgG | Very Low | 1.80 mg/l | <4 mg/l |
| Grapefruit | IgG | Moderate | 9.00 mg/l | <2 mg/l |
| Guava | IgG | Very Low | 1.02 mg/l | <4 mg/l |
| Jackfruit | IgG | Very Low | 0.59 mg/l | <2 mg/l |
| Kiwi | IgG | Very Low | 2.72 mg/l | <4 mg/l |
| Lemon | IgG | Very Low | 1.01 mg/l | <2 mg/l |
| Lime | IgG | Very Low | 0.63 mg/l | <4 mg/l |
| Mango | IgG | Very Low | 0.96 mg/l | <2 mg/l |
| Olive | IgG | Very Low | 0.00 mg/l | <2 mg/l |
| Orange | IgG | Moderate | 8.52 mg/l | <2 mg/l |
| Papaya | IgG | Very Low | 1.83 mg/l | <2 mg/l |
| Peach | IgG | Very Low | 1.56 mg/l | <2 mg/l |
| Pear | IgG | Very Low | 0.22 mg/l | <2 mg/l |
| Persimmon | IgG | Very Low | 0.26 mg/l | <2 mg/l |
| Pineapple | IgG | Very Low | 2.02 mg/l | <8 mg/l |
| Plum | IgG | Very Low | 0.83 mg/l | <2 mg/l |
| Raspberry | IgG | Very Low | 1.89 mg/l | <2 mg/l |
| Strawberry | IgG | Very Low | 1.07 mg/l | <2 mg/l |
| Watermelon | IgG | Very Low | 1.41 mg/l | <4 mg/l |

Miscellaneous

| Antigen Name | Analyte | Class | Value | Very Low Range |
|--------------------------|---------|----------|-----------|----------------|
| Baker's / Brewer's Yeast | IgG | Very Low | 1.35 mg/l | <2 mg/l |
| Black Tea | IgG | Low | 5.09 mg/l | <4 mg/l |
| Button Mushroom | IgG | Very Low | 1.71 mg/l | <8 mg/l |
| Cane Sugar | IgG | Very Low | 5.26 mg/l | <16 mg/l |
| Cocoa Bean (Chocolate) | IgG | Very Low | 2.34 mg/l | <8 mg/l |
| Coffee Bean | IgG | Very Low | 1.45 mg/l | <8 mg/l |
| Flaxseed | IgG | Very Low | 0.73 mg/l | <2 mg/l |
| Honey | IgG | Very Low | 1.50 mg/l | <2 mg/l |
| Hops | IgG | Very Low | 3.76 mg/l | <5 mg/l |
| Sesame Seed | IgG | Very Low | 1.23 mg/l | <8 mg/l |
| Sunflower Seed | IgG | Very Low | 0.93 mg/l | <2 mg/l |

Candida Screen

| Antigen Name | Analyte | Class | Value | Very Low Range |
|------------------|---------|-------|------------|----------------|
| Candida albicans | IgG | Low | 45.82 mg/l | <25 mg/l |