



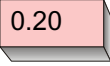




LAB#: F000000-0000-0
PATIENT: Sample Patient
SEX: Female
AGE: 42

CLIENT#: 12345
DOCTOR:
Doctor's Data, Inc.
3755 Illinois Ave.
St. Charles, IL 60174

Lactulose/Mannitol Challenge Test

	Normal	Abnormal	Reference
Lactulose % recovery		 2.4	0.1 - 0.6 %
Mannitol % recovery		 12.3	2 - 24.5 %
Lactulose/Mannitol Ratio		 0.20	≤ 0.05

Comments:

Lactulose, a disaccharide, normally penetrates poorly through the gastrointestinal barrier. An elevated level of Lactulose is indicative of hyper-permeability.

Mannitol, a monosaccharide, is readily absorbed and serves as a marker of transcellular uptake. A low percent recovery of Mannitol is indicative of malabsorption.

A high Lactulose/Mannitol ratio indicates an increase in gut permeability.

Date Collected: **9/29/2008**
Date Received: **10/1/2008**
Date Completed: **10/6/2008**

Comments: